FOXEER

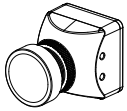

T-REX MINI

T-Rex

T-REX MICRO

WARNING: Read the ENTIRE instruction manual to become familiar with the features of the product before operating. Failure to operate the product correctly can result in damage to the product, personal property and cause serious injury.

Age Recommendation: Not for children under 14 years. This is not a toy.

NOTICE: This product is only intended for use with unmanned, hobby- grade, remote-controlled vehicles and aircraft. FOXEER disclaims all liability outside of the intended purpose and will not provide warranty service related thereto.

SUPPORT: Visit www.foxeer.com/ to get more information.

CAMERA-OSD SWITCH CONNECTION

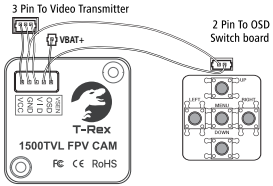

5 Pin Harness

VCC	DC 4.5-16V In (Red)
GND	Ground Wire(Black)
VID	Video out(Yellow)
VSEN	Voltage Senser(Blue)
OSD	OSD (White)

* Connect the VSEN cable Wherever you want to detect the voltage

CAUTION: If you are using ESC's with active braking, we recommend powering the camera system through a BEC or voltage regulator.

CAMERA-VIDEO TRANSMITTER CONNECTION

To connect the camera directly to the video transmitter, plug the 3 pin wiring harness from the video transmitter into the camera, or you can power the camera by other device, PDB, FC, Bat...

MENU

MENU: Push MENU(center button) to go to the main menu.

UP/DOWN: Move up and down through the menu.

Left/Right: Modify the menu parameters.

MENU		
▶ IMAGE		↵
AWB		↵
EXPOSURE		↵
DAY&NIGHT		↵
LANGUAGE		ENG
SYSTEM		↵
RESET		ON
EXIT		
FOXEER	0.0V	00:00

IMAGE

1. **FLIP:** OFF/ H-INV/ V-INV/ HV-INV.
2. **SHARPNESS:** 0~10.
3. **COLOR GAIN:** 0~20.
4. **GAMMA:** 0.55.
5. **DNR(Digital Noise Reduction):** OFF/LOW/MIDDLE/HIGH.

IMAGE		
▶ FLIP		OFF
SHARPNESS	3	
COLOR GAIN	15	
GAMMA		0.45
DNR		OFF
RETURN		↵
FOXEER	0.0V	00:00

AWB

White Balance, do not suggest changing it.

MODE: AUTO/ MANUAL.

- **MANUAL:**
  C-TEMP: 5000K
  R-Gain: 0~20
  B-Gain: 0~20

AWB		
▶ MODE		MANUAL
C-TEMP		5000K
R-GAIN	10	
B-GAIN	10	
RETURN		↵
FOXEER	0.0V	00:00

EXPOSURE

1. **BRIGHTNESS:** 0~20.
2. **SHUTTER:** AUTO/MANUAL/FLICKER.
3. **AGC(AUTOMATIC GAIN CONTROL):** 0~10.

EXPOSURE		
▶ BRIGHTNESS	7	
SHUTTER		AUTO ↵
AGC	10	
RETURN		↵
FOXEER	0.0V	00:00

DAY&NIGHT

MODE: COLOR /AUTO//W&B.

- **AUTO:**
  D>N THRES: 1~20.
  N>D THRES: 0~19.
  DELAY: LOW/MIDDLE/HIGH.

DAY&NIGHT		
▶ MODE		AUTO
D>N THRES	13	
N>D THRES	7	
DELAY		LOW
RETURN		↵
FOXEER	0.0V	00:00

LANGUAGE

LANGUAGE: ENGLISH/CHINESE

SYSTEM

1. **CAM TITLE:** LEFT DOWN/OFF .
2. **VOLTAGE:** ON/OFF .
3. **TIMER:** ON/OFF.
4. **CVBS:** PAL/NTSC .
5. **OUTPUT:** 4:3/16:9 .
6. **CAM VERSION:** V06.03.20I .

SYSTEM		
▶ CAM TITLE		LEFT DOWN ↵
VOLTAGE		ON
TIMER		ON
CVBS		PAL
OUTPUT		4:3
CAM VERSION		V06.03.20I
RETURN		↵
FOXEER	0.0V	00:00

RESET

Long press the button, when the screen flicker once, the reset is done, return to camera's initial setting.

TM and © 2019 FOXEER ALL rights reserved.

www.foxeer.com

FC CE RoHS

FOXEER

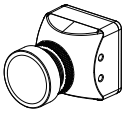

T-REX MINI

T-Rex

T-REX MICRO

警告：操作前，请阅读说明书全部内容来熟悉产品功能。操作不当，可能会造成本产品及其它个人财产受损，产生严重后果。

不适合14岁以下儿童使用，本产品不是儿童玩具。

注意：本产品只适用于玩具级无人遥控车和飞机，FOXEER拒绝承担任何违背产品设计初衷使用所产生的后果，而且对此不会提供保修服务。

技术支持：访问www.foxeer.com来获取更多信息。

摄像头-OSD连接

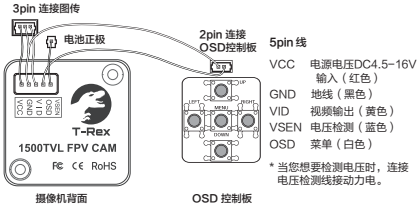

温馨提示：建议使用分电板。

摄像头-图传连接

摄像头和图传通过3根线连接。

菜单

菜单：按压菜单（中键）进入主菜单。

上/下：操控菜单选项向上/向下。

左/右：调节菜单中的参数。

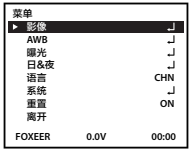

影像

1. **翻转:** OFF/水平/垂直/水平垂直
2. **锐度:** 0~10
3. **彩色浓度:** 0~20
4. **GAMMA:** 0.55
5. **降噪:** OFF/低/中/高

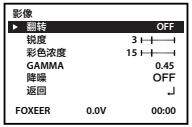

AWB

白平衡: 不建议修改此参数

模式: 自动 / 手动

- **手动:**
  C-TEMP: 5000K
  R-增益: 0~20
  B-增益: 0~20

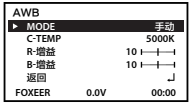

曝光

1. **亮度:** 0~20.
2. **电子快门:** 自动/手动/Flicker.
3. **自动增益:** 0~10.

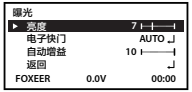

日&夜

模式: 彩色 /自动//黑白

- **自动:**
  D>N Thres: 1~20.
  N>D Thres: 0~19.
  延迟: 低/中/高.

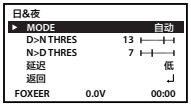

语言

语言: English/Chinese

系统

1. **Cam Title:** Left Down/Off .
2. **Voltage:** On/Off .
3. **Timer:** On/Off .
4. **视频系统:** PAL/NTSC .
5. **Output:** 4:3/16:9 .
6. **版本:** V06.03.20I .

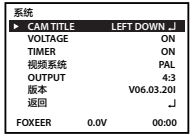

重置

长按，屏幕闪烁一次，完成重置。

TM and © 2019 FOXEER ALL rights reserved.

www.foxeer.com

RoHS